


# Bees and Honey Information PowerPoint



# Disclaimer/s

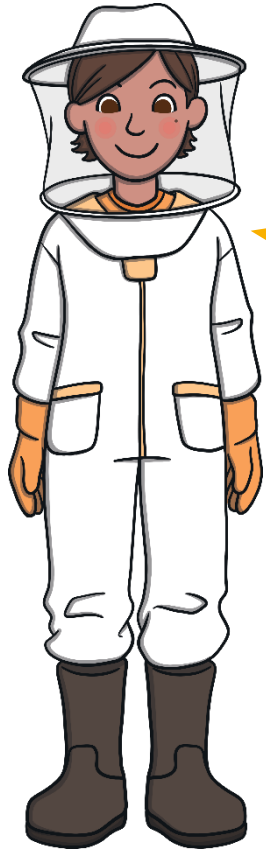
We hope you find the information on our website and resources useful.

## Animations


This resource has been designed with animations to make it as fun and engaging as possible. To view the content in the correct formatting, please view the PowerPoint in 'slide show mode'. This takes you from desktop to presentation mode. If you view the slides out of 'slide show mode', you may find that some of the text and images overlap each other and/or are difficult to read.

To enter slide show mode, go to the **slide show menu tab** and select either **from beginning** or **from current slide**.


# Introduction



Do you know anything about how honey is made?



Hello! We are beekeepers. Do you want to learn more about how bees make honey? We are going to show you how they do it.



# What Does a Honeybee Look Like?



Did you know that not all bees make honey? Only the honeybee makes honey. What do you notice about the honeybee?




# How Do Honeybees Collect Nectar?



To make honey, bees get the nectar in flowers. How do they get the nectar in flowers?

They drink it using their really long tongue! It is called a proboscis.



# How Do Honeybees Collect Nectar?



The worker honeybees are the female bees and they slurp the nectar out of the flower with their long tongue. They store the nectar in their second stomach, which is called a crop or a honey stomach.



The honeybee will need to visit up to 1000 flowers to fill its stomach! Then, it will travel back to the hive.

# What Is in the Garden?

slurping nectar

drinking

collecting nectar

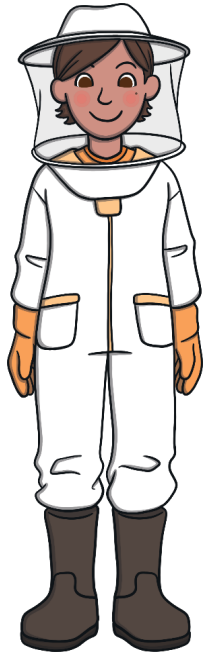
working

flying from flower to flower


What are the honeybees doing?



# How do Honeybees Turn Nectar into Honey?

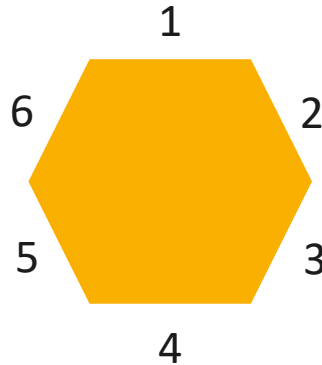


Once the bee is back at the hive, it then passes the nectar to the mouth of another worker bee. Then, the next worker bee does the same. They keep doing this until the nectar has turned to honey! The last bee then spits the sticky, runny liquid into one of the holes in the hive.





# What Is Inside the Hive?



Inside the hive is the **frame** - this is where the bees keep their honey. Look at the shapes on the honeycomb frame. Do you know what these shapes are called?




They are hexagons. A hexagon has six sides, can you count them?

# How Does the Honeybee Dry the Honey Out?



The honey is still very runny, so some of the bees flap their wings really quickly to dry it out. Now, the sweet and sticky honey is ready for us to collect.



# What Tools Does a Beekeeper Use?



We wear a special suit, gloves, hat and a veil. This helps to protect us from any bee stings while we work.



This is a smoker and we use it to help make the bees drowsy. We also use the brush to gently brush the bees off the frame.



This is a hive tool. We use this to open the hive to take the honey away.


Now, I have to use my special tools to extract the honey.




# How Do You like Your Honey?



runny honey



on toast



on pancakes



with cereal

Finally, we can add the honey into jars and containers for people to enjoy. How do you like your honey?



